

Getting to My Drive

My Drive is the folder that holds the files and folders you create. To access your files from different devices, sign in to your Google Account.

What will I see in My Drive?

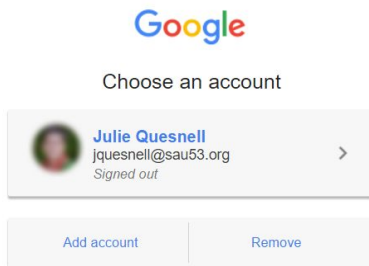
- Files, folders, photos, and audio you upload or sync
- Google Docs, Sheets, Forms, and Slides you create

How do I access My Drive?

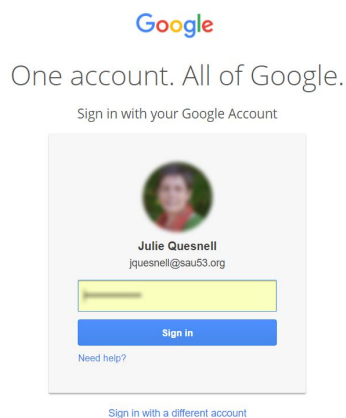
1. In the top right corner of Google Chrome browser, click on the “Sign in” button.



2. Choose your school account. If the option is not given, click on “Add account.”




3. Type in your password and click on “Sign in.”



Getting to My Drive

4. In the top right corner, click on the square. In the drop-down menu, click on "Drive."



5. Welcome to "My Drive!"

